

# Potential of brassica cover crop and biofumigation to reduce *Verticillium dahliae* germination and Sunflower Verticillium Wilt

Ait Kaci Ahmed Neila<sup>1</sup>, Dessere Diane<sup>1</sup>, Desplanques Jérémy<sup>1</sup>, Galaup Benoit<sup>1</sup>, Dechamp-Guillaume Grégory<sup>2</sup>, Seassau Célia<sup>3</sup>

<sup>1</sup>AGIR, Université de Toulouse, INRAE, INPT, Castanet-Tolosan, France, <sup>2</sup>AGIR, Université de Toulouse, INRAE, INPT, INP-ENSAT, Castanet-Tolosan, France, <sup>3</sup>AGIR, Université de Toulouse, INRAE, INPT, INP-PURPAN, Castanet-Tolosan, France

Corresponding author : [celia.seassau@purpan.fr](mailto:celia.seassau@purpan.fr)

## AIMS

1. Evaluate *in vitro* the toxicity of 5 selected brassica on *V. dahliae* germination and development
2. Assess *in situ* the biofumigant potential of 3 brassica on Sunflower Verticillium Wilt

## CONTEXT



**Sunflower Verticillium Wilt (SVW)** is caused by the soil-borne fungal pathogen *Verticillium dahliae*. The widespread of the disease is due to short rotations with sunflower. Currently, there is no agronomic solution except for varietal resistance.

This research may provide an interest of **brassica cover crops** and **biofumigation** to **reduce SVW**, instead of leaving the soil bare in winter.

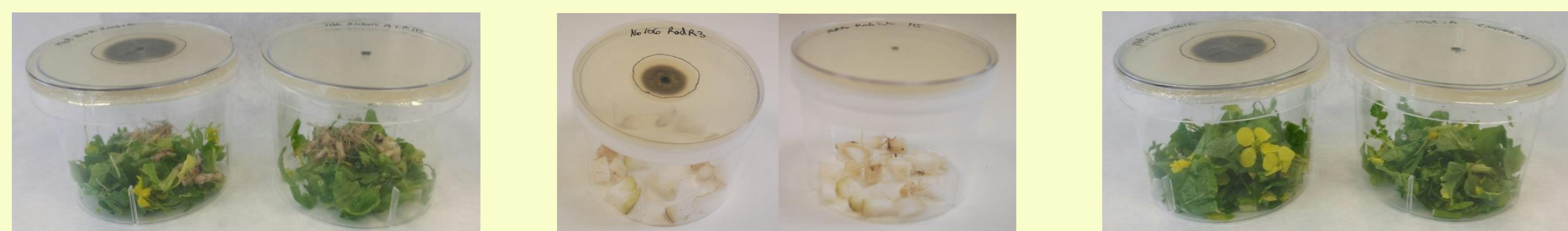


## METHODS




Field study, INRAE (Auzeville, France)

- Microsclerotia (MS) or developed *V. dahliae* on growing media (PDA) were exposed to 5 grinded brassica or no brassica for 21 days (Fig. 1). Brassica were chosen for their contrasted profile in GSL.



- The radial growth of the fungus was measured to calculate the AUDPC.

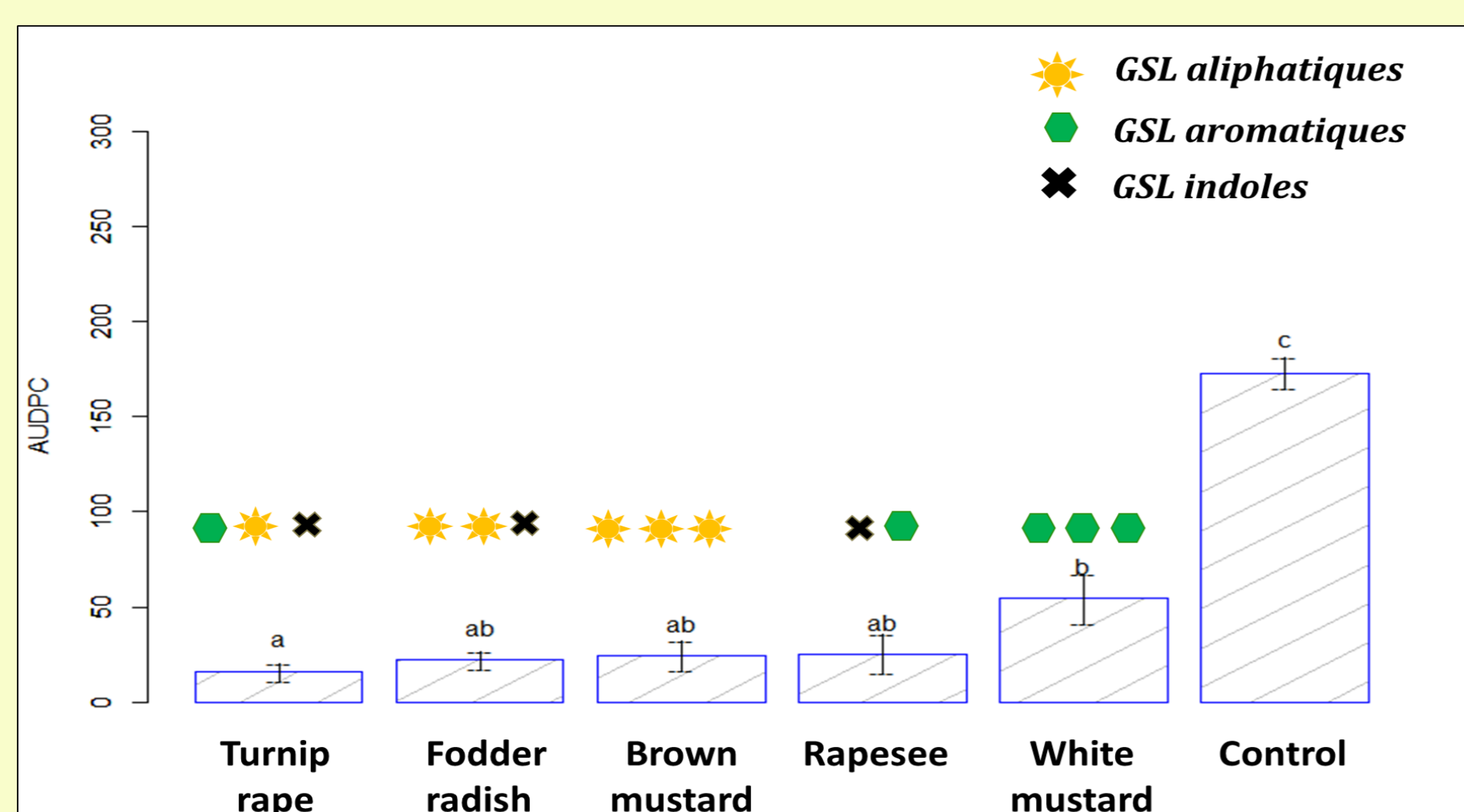
- Sole crop of brassica were cultivated between wheat and sunflower or the soil was left bare (control) for two years.
- Brassica were brown mustard, fodder radish, turnip rape. Biofumigation (  ) was carried out at bud stage.
- Brassica were sown in september et biofumigation in december



- The incidence and severity of SVW were assessed weekly on sunflower for each treatment (2016, n=30 ; 2017, n=75).

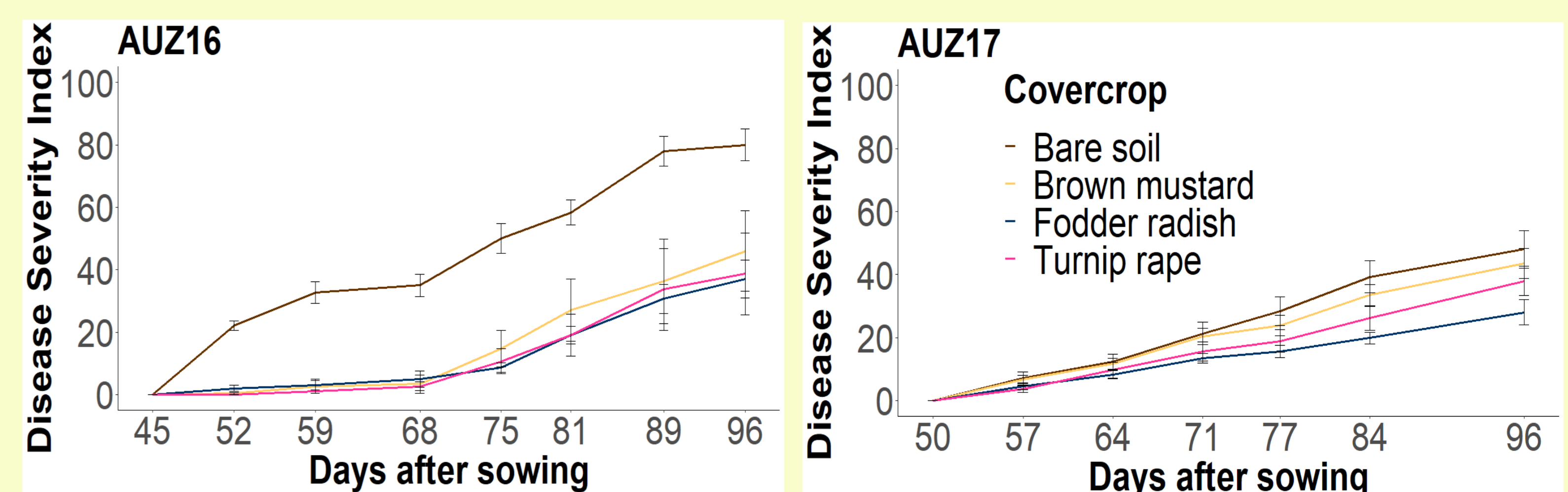
## RESULTS

- Brassica reduced ( $P < 0,01$ ) the development of *V. dahliae* from MS up to 90% with turnip rape (**Fig. 1**) and the mycelium development up to 90% (brown mustard, data not shown) compared to the control without brassica.
- Effective suppression of *V. dahliae* using mustards is in line with Olivier et al. (1999) and Neubauer et al. (2014).



**Fig.1** – AUDPC of the radial growth of *V. dahliae* MS on PDA exposed to grinded brassica or no brassica (control) for 21 days (n = 30 per treatment)

- Brassica cover crop and biofumigation reduced ( $P < 0,01$ ) the incidence and severity of SVW compared to bare soil both years (**Fig. 2**). The highest reduction of SVW was observed after a fodder radish (up to -43% of SVW).
- Similar reduction of plant disease were observed on vegetables crops (Subbarao et al., 2007 ; Larkin et al., 2010).



**Fig.2** – Disease severity index of SVW on sunflower after a bare soil or a Brassica cover crop + biofumigation for 2 years of field trials

## CONCLUSION

- Grinded Brassica reduced the germination and the development of *V. dahliae* on growing media
- Biofumigation with brassica reduced SVW compared to a bare soil in the field trials both years
- Fodder radish showed the most promising effects on *V. dahliae* regulation.

## References

- Larkin RP, Griffin TS, Honeycutt CW. 2010. Rotation and cover crop effects on soilborne potato diseases, tuber yield, and soil microbial communities. *Plant Dis* 94(12): 1491–1502.  
 Neubauer C, Heitmann B, Müller C. 2014. Biofumigation potential of Brassicaceae cultivars to *Verticillium dahliae*. *Eur J Plant Pathol* 140(2): 341–352.  
 Olivier C, Vaughn SF, Mizubuti ES, Loria R. 1999. Variation in allyliso thiocyanate production within Brassica species and correlation with fungicidal activity. *J Chem Ecol* 25(12): 2687–2701.  
 Subbarao KV, Kabir Z, Martin FN, Koike ST. 2007. Management of soilborne diseases in strawberry using vegetable rotations. *Plant Dis* 91(8): 964–972.

## Acknowledgments :

INRAE technical staff, Didier Raffailac, Eric Lecloux and the UE Auzeville who carried out field trials