

## Research



**Cite this article:** Knauer AC *et al.* 2022 Nutritional stress exacerbates impact of a novel insecticide on solitary bees' behaviour, reproduction and survival. *Proc. R. Soc. B* **289**: 20221013.  
<https://doi.org/10.1098/rspb.2022.1013>

Received: 24 May 2022

Accepted: 22 September 2022

**Subject Category:**

Global change and conservation

**Subject Areas:**

biochemistry, ecology

**Keywords:**

bee health, foraging, nectar, pesticide, pollen, reproduction

**Author for correspondence:**

Anina C. Knauer

e-mail: [anina.knauer@agroscope.admin.ch](mailto:anina.knauer@agroscope.admin.ch)

Electronic supplementary material is available online at <https://doi.org/10.6084/m9.figshare.c.6238433>.

# Nutritional stress exacerbates impact of a novel insecticide on solitary bees' behaviour, reproduction and survival

Anina C. Knauer<sup>1</sup>, Cedric Alaux<sup>2</sup>, Matthew J. Allan<sup>3</sup>, Robin R. Dean<sup>4</sup>, Virginie Dievert<sup>2</sup>, Gaétan Glauser<sup>5</sup>, Tomasz Kiljanek<sup>6</sup>, Denis Michez<sup>7</sup>, Janine M. Schwarz<sup>1</sup>, Giovanni Tamburini<sup>8</sup>, Dimitry Wintermantel<sup>9</sup>, Alexandra-Maria Klein<sup>9</sup> and Matthias Albrecht<sup>1</sup>

<sup>1</sup>Agroecology and Environment, Agroscope, Zürich, Switzerland

<sup>2</sup>UR406 Abeilles and Environnement, Site Agroparc, INRAE, Avignon, France

<sup>3</sup>Atlantic Pollination Ltd, Eastleigh, UK

<sup>4</sup>Red Beehive Company, Bishops Waltham, UK

<sup>5</sup>Neuchâtel Platform of Analytical Chemistry, University of Neuchâtel, Neuchâtel, Switzerland

<sup>6</sup>Department of Pharmacology and Toxicology, National Veterinary Research Institute, Pulawy, Poland

<sup>7</sup>Institute for Biosciences, University of Mons, Mons, Belgium

<sup>8</sup>Department of Soil, Plant and Food Sciences (DiSSPA—Entomology), University of Bari, Bari, Italy

<sup>9</sup>Nature Conservation and Landscape Ecology, University of Freiburg, Freiburg, Germany

**id** ACK, 0000-0002-4869-4596; CA, 0000-0002-3045-2599; GG, 0000-0002-0983-8614; TK, 0000-0001-7222-0983; DM, 0000-0001-8880-1838; JMS, 0000-0003-2150-8156; GT, 0000-0001-7546-8183; DW, 0000-0001-6309-6319; A-MK, 0000-0003-2139-8575; MA, 0000-0001-5518-3455

Pesticide exposure and food stress are major threats to bees, but their potential synergistic impacts under field-realistic conditions remain poorly understood and are not considered in current pesticide risk assessments. We conducted a semi-field experiment to examine the single and interactive effects of the novel insecticide flupyradifurone (FPF) and nutritional stress on fitness proxies in the solitary bee *Osmia bicornis*. Individually marked bees were released into flight cages with monocultures of buckwheat, wild mustard or purple tansy, which were assigned to an insecticide treatment (FPF or control) in a crossed design. Nutritional stress, which was high in bees foraging on buckwheat, intermediate on wild mustard and low on purple tansy, modulated the impact of insecticide exposure. Within the first day after application of FPF, mortality of bees feeding on buckwheat was 29 times higher compared with control treatments, while mortality of FPF exposed and control bees was similar in the other two plant species. Moreover, we found negative synergistic impacts of FPF and nutritional stress on offspring production, flight activity, flight duration and flower visitation frequency. These results reveal that environmental policies and risk assessment schemes that ignore interactions among anthropogenic stressors will fail to adequately protect bees and the pollination services they provide.

## 1. Introduction

Declines of wild bees are threatening the pollination services they provide to entomophilous plant species, including over 75% of the most important global crops [1,2]. A widespread use of pesticides and loss of floral food resources accompanying agricultural intensification are considered major drivers of these declines [1,3,4]. Pesticides, especially insecticides, can have manifold lethal and sublethal effects on bees, such as impaired reproduction, orientation or memory [5,6]. Similarly, limited flower availability and diversity can reduce survival and reproduction of bees [7–11]. As a result, these drivers

may even reinforce each other through synergistic negative impacts on bees [12,13]. Understanding how interactions between pesticides and food stress impact bees in the field is one of the main challenges in developing effective measures to mitigate bee declines.

Laboratory studies have provided some evidence that poor nutrition and pesticide exposure can synergistically reduce bee survival [12]. For example, honeybees with limited access to carbohydrates or pollen showed an increased susceptibility towards insecticides [14–17], while bees that fed on a diet with a low protein-lipid ratio were more resilient to pesticide stress [18]. Some secondary metabolites in the pollen can further induce the detoxification system in bees, which helps them to eliminate pesticides and better withstand their detrimental effects [19–21]. Also, pesticides can alter nutritional physiology and affect food consumption rates, foraging success and flower preferences, which may reinforce nutritional stress and contribute to a synergism between these stressors [22–25]. However, studies examining interactive effects of pesticide exposure and nutritional stress on bees under field-realistic conditions are largely lacking [8,25].

The current risk assessment process by which novel pesticides get licensed only considers bee toxicity ( $LD_{50}$ ) of individual agrochemicals and, if higher tier (semi-)field studies are carried out, their negative effects on proxies of fitness such as colony development and survival of social bees [26,27]. Potential amplifications by other stressors to which bees are frequently co-exposed in intensively managed agroecosystems (e.g. food stress) are not considered [28,29]. Risk assessment furthermore relies on a few model species, mostly the honeybee *Apis mellifera*, to assess toxicity for pollinators. Yet, honeybee  $LD_{50}$  values may not be representative for all pollinator species [29] as life-history traits can modulate species' sensitivity and exposure to different agrochemicals with consequences for population development [30,31]. While social bee species may compensate for temporary negative effects of agrochemicals at the colony level at a later point in time [32], negative effects should directly impair the reproductive output in solitary bee species [31]. Therefore, attempts are currently made by environmental policies to establish solitary bees from the genus *Osmia*, which contains important crop pollinators, as model species for pesticide risk assessment [26,33].

To test the hypothesis that food stress can augment the impact of an insecticide on the performance of the solitary bee *Osmia bicornis* in field-realistic conditions, we conducted a semi-field experiment supplemented with laboratory measurements. Bees were released into large flight cages of 54 m<sup>2</sup> supplied with flowering monocultures of buckwheat (*Fagopyrum esculentum*), wild mustard (*Sinapis arvensis*) or purple tansy (*Phacelia tanacetifolia*) (electronic supplementary material, figure S1a–c). These plant species frequently occur in agricultural landscapes and represent suitable candidates for (semi-)field risk assessment studies with *Osmia* model species because they can be sown in spring and have an early onset of flowering that overlaps with the bees' reproductive period. Per plant species, half of the flight cages were sprayed with FPF (product Sivanto Prime, Bayer Crop Science) according to label guidelines [34] in a crossed factorial design. FPF is a novel systemic insecticide that has been registered for use against sucking pests in a wide variety of crops including bee-attractive fruit trees, legumes and vegetables. It can be applied via spray application, drench or

seed treatment and is used in broad geographical regions globally including countries in North and South America, Asia, Africa, Europe and Australia. It belongs to the chemical class of butenolides, but the mode of action is comparable to that of neonicotinoids, targeting nicotinic acetylcholine receptors, which makes FPF a potential successor of the partially banned neonicotinoids [35]. As FPF has been labelled as bee-safe, it can be sprayed into flowering bee-attractive crops [34,36,37]. Currently, (semi-)field studies on the consequences of FPF exposure on solitary bees are lacking. Such studies are, however, urgently needed, considering the lower  $LD_{50}$  values of FPF for solitary bee species compared to honeybees [38,39].

## 2. Material and methods

### (a) Study organism

Various species in the genus *Osmia* are important crop pollinators [40]. The red mason bee *Osmia bicornis* is a common European solitary and univoltine bee species nesting in pre-existing cavities. Brood cells are provisioned with a mixture of pollen and nectar to feed the developing offspring. Pollen from 19 plant families have been identified in their nests [41], but usually a single brood cell contains only few different pollen taxa [42]. After the consumption of the pollen-nectar provision, larvae spin a cocoon and pupate. The bees overwinter as adults inside the cocoon and start emerging in spring. Bees for this experiment were collected as cocoons from several local sites in Switzerland (obtained from Wildbiene + Partner AG, Switzerland).

### (b) Experimental design

The experiment was conducted with a total of 432 individually marked *Osmia bicornis* females (see below) in 9 × 6 m flight cages (height: 2 m; steel frame covered with transparent nylon netting of ca 1.15 mm mesh size; Howitex Netting, The Netherlands) at an experimental field site near Zürich (Switzerland) in mid-June 2020. We established three food plant species: buckwheat (*Fagopyrum esculentum*), wild mustard (*Sinapis arvensis*) and purple tansy (*Phacelia tanacetifolia*) (electronic supplementary material, figure S1). Each of these nutrition treatments was assessed in combination with two insecticide treatments: spray application of the product Sivanto Prime (Bayer Crop Science, containing 200 g l<sup>-1</sup> of FPF) versus control treatment (no FPF applied). Three cages were assigned to each treatment combination in a crossed design for a total of 18 cages. Cages were distributed with 5 m distances between cages and from field boundaries. To control for any soil or light gradient in the field, each plant species was represented once in each column and row of a 6 × 6 array block and insecticide treatments (FPF application or control) alternated between columns and rows (electronic supplementary material, figure S1d). Plants were sown at rates recommended for arable fields (buckwheat: 200 g a<sup>-1</sup>, wild mustard: 100 g a<sup>-1</sup>, purple tansy: 60 g a<sup>-1</sup>) without standardizing the plant species' flower abundance, which was considered to be one property affecting nutritional stress (see below for quantification). In each cage, a nesting unit with 120 cavities was installed at 1.2 m height. Nesting units were composed of 12 layers (1.8 cm MDF boards) with 10 cavities (8 × 8 mm) each (electronic supplementary material, figure S1f). Cavities drilled into the MDF boards were half-round and open on top to allow observation of nesting progress. To ensure that bees and nests were not disturbed during observations, each layer was covered with a transparent plastic foil (electronic supplementary material, figure S1f). All nesting units were placed on the opposite side of the cage entrance, oriented southeasterly and shaded with a wooden roof. Besides each nesting unit a hole

was dug into the ground, which was regularly filled with water and offered the females mud for nest construction. Three additional cages were used to cultivate all three food plants together (not treated with FPF), in which food plant foraging preferences were measured. Each plant species covered the same area (parallel strips of  $7.5 \times 1.5$  m with identical minimum distance of 2 m of nearest plants to the nesting unit) and was sown with the same rates as used for monocultures. Moreover, one additional cage of each monocultural food plant (treated with FPF) was used for destructive measurements, such as sampling pollen-nectar provisions from nests and bees, for example, pesticide residue analysis.

Three weeks after FPF application, the nesting units were covered with a fine mesh ( $0.5 \text{ mm} \times 0.5 \text{ mm}$ ) to prevent parasitism or predator attack and carefully transported from the field site to the storage place (outdoor, shaded and protected from rain and heat) where the offspring hibernated. In February 2021, nests were transferred to a cold chamber ( $4^\circ\text{C}$ ) and the offspring was hatched in April at room temperature.

### (c) Bee rearing

All plant species started flowering in late May within three subsequent days. At the beginning of flowering, the rearing of the *O. bicornis* cocoons was commenced. Bees were incubated at room temperature in small hatching cages ( $60 \times 60 \times 60$  cm; BugDorm, USA), separated by sex (separation was based on cocoon diameter: male  $< 6$  mm and female  $\geq 6$  mm). As males emerge faster, the incubation of males was started 3 days after the incubation of females. The hatching cages were checked daily and emerged bees were transferred to a cold chamber ( $4^\circ\text{C}$ ) where they remained until release. All bees that hatched on the same day were randomly distributed to the different cages in equal proportions to avoid any bias of cold storage on treatments. Females were marked with a digit from 1 to 8 in three different colours (yellow, white, green; marking kit for honeybee queens, Imkereibedarf Wespi GmbH, Switzerland) (electronic supplementary material, figure S1e). Each colour-digit combination was represented once per cage and allowed individual recognition of nesting females and thus per female assessments of survival and fitness proxies. Four days after incubation had been started, a total of 24 females and 36 males were released per cage resulting in a sample size of 72 females per treatment. To ensure simultaneous initiation of nesting, bees in all cages were released on the same day. This coincided with a sufficient floral food supply in all cages (roughly 15% of plants having open flowers). Five days after the release, female *O. bicornis* had started nesting in all the cages. In the additional cages with the mix of all three food plants 24 individually marked females and 36 males were released also, while in each of the three additional cages with monocultures for destructive measurements, 100 unmarked females and 80 males were released.

### (d) Insecticide application

Insecticide application was done about one week after bees were released into cages. Following guidelines by the International Commission for Plant–Pollinator Relationships (ICPPR) non-*Apis* working group [33] for semi-field risk assessments using *Osmia* spp., insecticide application was done after the majority of female *O. bicornis* had started nesting in all the cages (at least 16 nests were initiated in all cages), which is necessary to properly study the impact of pesticide exposure on reproduction. FPF (Sivanto Prime, Bayer Crop Science) was applied at the highest recommended rate of 205 g active ingredient per ha according to the product label guidelines in the early morning before full bee flight [34]. The percentage of foraging females during application was estimated to be below 10% compared to full bee flight (i.e. a maximum of three foraging females were observed per

cage). The spray application was done by a certified ecotoxicological risk assessment company (Innovative Environmental Services (IES) Ltd.) in dry weather and with wind speed lower than  $3.0 \text{ m s}^{-1}$ . To ensure an even application of the product, spraying was performed using a motorized backpack sprayer equipped with anti-drift spraying nozzles. Nesting units were covered with plastic foil during spraying to prevent spray drift to *O. bicornis* nests. The exact volume of product applied was measured and recorded after application of the product in each cage. An equal volume of water was sprayed to control cages before insecticide application to avoid any contamination. Plant surfaces dried in less than 30 min in all treatments and no differences between plant species could be observed.

### (e) Plant properties and nutritional stress

Food plants were selected along a gradient of food quantity and quality relevant for bees [e.g. 43–45]. To confirm these properties and characterize nutritional quantity and quality for all plant species, we measured flower abundance (for each assessment day), nectar volume and sugar content, pollen amount and lipid content (see electronic supplementary material for detailed description of the method).

As the relative importance of these different properties in driving nutritional stress for *O. bicornis* bees remains largely unknown until now, we used measurement of bee health related to nutrition that can be taken from bees directly. The following three measurements were selected to assess nutritional values of buckwheat, wild mustard and purple tansy: (i) the bees' preference to forage on each food plant when all three species were available (measured in cages with strips of all three plant species) [46,47], (ii) the gene expression of vitellogenin in bees foraging on monocultures of the three food plants (measured in the additional monocultural cages) [10,17,48] and (iii) the bees' ability to clear FPF after foraging on monocultures of the three food plants (measured in the additional monocultural cages) [19,49]. A detailed description of how these measurements were obtained can be found in the electronic supplementary material. As all three measures positively relate to the health and nutritional status of bees, nutritional value of food plants was determined as the first principal component (capturing 82% of variability) from a principal component analysis (PCA) on these measures. To obtain a measure of nutritional stress instead of nutritional value, the axis of the obtained first principal component was reversed (negative values were turned into positive and *vice versa*).

### (f) *Osmia bicornis* proxies of fitness

All per-female proxies of fitness of *O. bicornis* were assessed during three days: the day at which FPF was applied in the morning (day 1), the subsequent day (day 2) and the ninth day after application (day 9). These days represent typical time periods to assess acute and chronic pesticide effects on bees [26]. Survival and offspring production of individual females were measured by photographing the layers of each nesting unit at night and counting the total number of roosting females [33] and the number of brood cells produced per nest cavity (electronic supplementary material, figure S1f). Photographs were taken before and after each day for which fitness was assessed. The nesting progress of each brood cell was rated as follows: 33%: less than half of pollen store deposited; 66%: complete pollen store deposited; 100%: egg laid and cell wall finished. Survival and nesting progress per nest were calculated as differences between values from consecutive photographs. In cages where the number of nests with nesting progress was lower than the number of alive females, we set offspring production of the remaining females to zero. The number of brood cells constructed in individual nests

was used as a measure of offspring production per female. This measurement is representative as only 0.2% of nests were shared by more than one female (measured by BEE TRACKER software as described below).

Flower visitation frequency was assessed for five foraging females per cage and assessment round, except when less than five females were foraging (73, 82 and 91 bees were observed during days 1, 2 and 9, respectively). Females were observed during two minutes and the number of visited flowers was recorded. When the bee was visually lost or returned to the nest after less than 1 min, the measurement was repeated. The daytime, the precise duration of the observation and the bee ID were recorded. The observations were done by three observers, which visited one cage per treatment during each assessment day to avoid any observer bias. Furthermore, software analysis of video recordings was used to analyse flight activity, flight duration and nest recognition for individual females. The front side of each nesting unit with its cavity entrances, as well as the nesting females, were filmed using high-resolution (4 K) video cameras (Legria HF G50 4 K camcorder, Canon) during several hours per assessment day (day 1: *ca* 2.5 h; day 2: *ca* 4 h; day 9: *ca* 3.5 h) which covered the peak of foraging activity (between 10.00 and 15.00). Each nesting unit was filmed simultaneously with separate cameras in each cage. Cameras were positioned at a distance of 1 m at a height of 1.5 m in front of the nesting unit using on a tripod. The produced videos were analysed with the novel machine-learning based software BEE TRACKER [50]. The software is able to identify individual bee IDs and their nests (the cavity ID a female bee is nesting in). The software analysis was checked visually in the visualization videos generated by the software at four different running times during 30 s each. No errors in the output data after error correction by the software could be found. Additionally, software precision (proportion of correctly identified bees, nests and events such as leaving or entering the nest) was assessed as described in Knauer *et al.* [50] and reached 96%. Females were considered as active when leaving and returning to the nest at least once during the recording time. Flight duration represents the time from leaving the nest until a bee's return to nest (2612, 2886 and 1134 flights were recorded during days 1, 2 and 9, respectively), while nest recognition was measured as the number of cavities probed until a bee has found its own 'correct' nesting cavity (3675, 4401 and 1967 returns to nest were recorded during days 1, 2 and 9, respectively).

For each offspring produced during the three assessment days, survival was recorded as bees that hatched in the next spring. Furthermore, the sex and weight of bees that reached adult stage (including emerged and not emerged ones) were measured.

### (g) FPF residues in pollen-nectar provisions

To determine residue levels of FPF in pollen-nectar provisions collected by *O. bicornis*, approximately 10 provisions per nutrition treatment were collected from each additional cage the night after FPF application. To ensure that only provisions collected by female bees during the same day FPF had been applied were sampled, all pollen from uncompleted brood cells was removed early in the morning before FPF application, and brood cell construction was recorded by marking newly completed brood cells on the transparent foil covering each nest layer. All samples from the same nutrition treatment were pooled for chemical analysis, which was done as described in Kiljanek *et al.* [51] (see electronic supplementary material for detailed description of the method).

### (h) Statistical analysis

To test for differences in vitellogenin gene expression levels between nutrition treatments, an ANOVA with post-hoc Dunn-

Bonferroni tests was done. The preference of bees to forage on the different food plants when given a choice was analysed with a Kruskal–Wallis test with a post-hoc pairwise Wilcoxon test with Bonferroni adjustment. Differences in FPF clearance could not be analysed statistically because of the necessary pooling of samples.

To test for interactive effects of nutritional stress (see above for quantification) and the insecticide FPF on various proxies of fitness, we fitted models with the nutritional stress, the insecticide treatment (FPF application or control) and their interaction as explanatory variables. Estimates of main effects were obtained from models without interaction terms. Separate models were run to analyze data from different assessment days to test for short-term (days 1 and 2) and long-term effects after chronic exposure (day 9). Data on offspring survival, sex ratio and body weight were pooled for days 1 and 2 to obtain sufficient sample size as foraging activity and offspring production drastically dropped during these days in FPF-treated buckwheat cages.

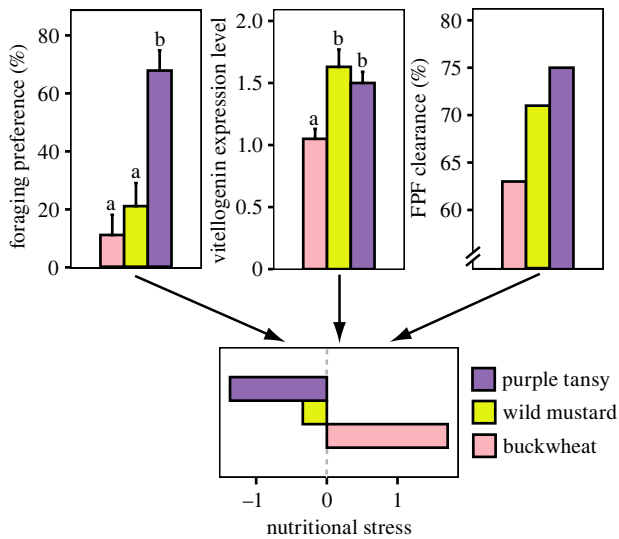
For adult female survival, we used a generalized linear mixed-effects model (GLMM) with survival as a binary response (dead or alive) and the cage ID as random term. The same binomial GLMM structure was used to analyse flight activity (inactive or active), offspring survival (dead or hatched) and offspring sex (male or female). Nest recognition was used to distinguish between bees that immediately find their nest and bees that first have to probe other cavities and search for it. Nest recognition was therefore also analysed with a GLMM with a binomial distribution (search or find), but we additionally included time of day as a covariate and bee ID (nested in cage ID) as a random term to account for repeated measurements per female. Flight duration (log-transformed to achieve normal distribution of residuals) was analysed with a linear mixed-effects model (LMM) using the same explanatory variables and random structure as in the model for nest searching. Flower visitation frequency (square root transformed to achieve normal distribution of residuals) was also analysed with an LMM, but with observer as covariate while time of day was excluded from the model based on a likelihood ratio test (LRT). The cage ID was included as random term; bee ID was not considered as we did not collect repeated measurements per female. Finally, the number of produced offspring per nesting female (log-transformed to achieve normal distribution of residuals) and offspring weight were both analysed with an LMM including cage ID as random term. For offspring weight, we additionally included sex as covariate.

To fit models, we used the 'lme4' [52] and 'nlme' [53] packages implemented in R. Normality and homoscedasticity of the model residuals were validated graphically [54] and the varPower function was used to approach homoscedasticity where necessary. Likelihood-ratio tests were used for statistical inference [55]. To confirm the robustness of the analysis, the same models as described above but with the nutrition treatment as categorical explanatory variable (instead of nutritional stress) were fitted and revealed similar results (electronic supplementary material, tables S1–S4). Where significant interactions between FPF exposure and nutritional stress were found, Tukey post-hoc comparisons were done with the 'emmeans' package to test for an effect of PPF exposure within nutrition treatments. All statistical analyses were done in R 4.1.0 [56].

## 3. Results

### (a) Nutritional stress

Bees experienced the highest nutritional stress when foraging on buckwheat, while nutritional stress was intermediate on wild mustard and low on purple tansy, as determined by the first principal component of a PCA integrating (i) the



**Figure 1.** Mean values (+ s.e.) of the measurements used to assess nutritional stress for *Osmia bicornis* bees when foraging on the different food plants. Significant differences in foraging preferences and the gene expression levels of vitellogenin are indicated with different letters. (Online version in colour.)

bees' foraging preference when given a choice between all three food plants in additional cages, (ii) the food plant-dependent ability of bees to clear FPF after single exposure in the laboratory and (iii) the food-dependent gene expression level of vitellogenin (figure 1). Additionally, food plants also differed substantially in floral rewards and nutritional properties in nectar and pollen (table 1; electronic supplementary material, table S5). While flower abundance, nectar rewards (volume per flower and sugar content) and pollen protein contents were highest in purple tansy, this species showed intermediate pollen volumes and contents of lipids and phenolics in pollen. Wild mustard displayed intermediate values for flower abundance and nectar sugar content, but it had highest values of pollen volumes per flower and pollen lipid contents, while nectar volumes and contents of pollen proteins and phenolics were lowest compared to the other two plant species. Also, glucosinolates were only found in the pollen of wild mustard. Buckwheat had lowest values for most nutritional properties, only nectar volumes and pollen protein contents showed intermediate values and pollen phenolic contents were even highest in this species.

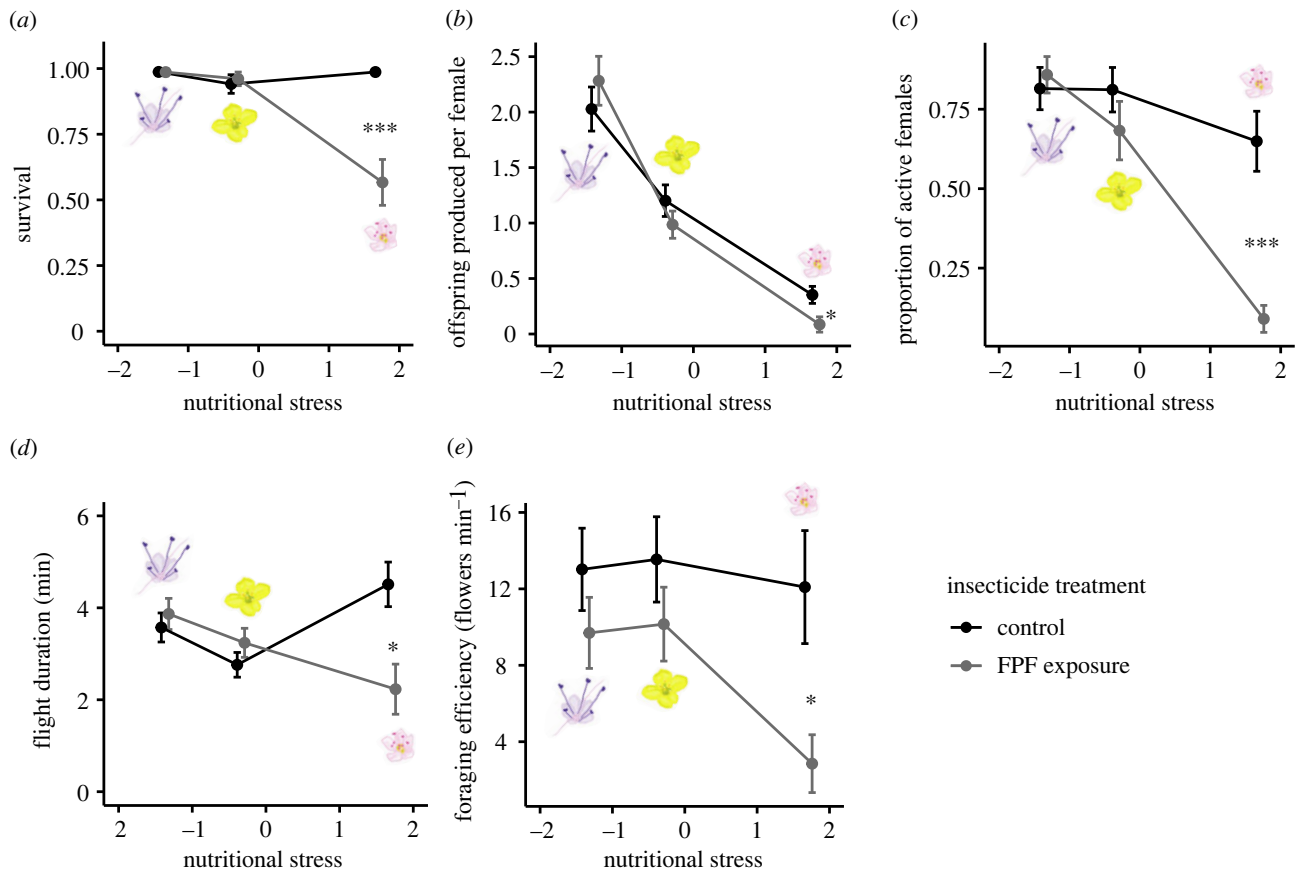
### (b) Impact of nutritional stress and FPF on bees

The effect of FPF exposure on the survival of female bees was augmented by nutritional stress on the day of pesticide application (day 1) ( $\lambda_{LR} = 6.57$ ,  $p = 0.010$ ). During this day, survival of adult female *O. bicornis* foraging on FPF-treated buckwheat was decreased by 43% compared to bees foraging on buckwheat not sprayed with FPF. In the other two plant species representing lower nutritional stress, mortality was not affected by FPF exposure despite the higher FPF residue levels (figure 2a). Similarly, there was a synergistic negative effect of FPF exposure and nutritional stress on offspring production per female on day 1 ( $\lambda_{LR} = 7.28$ ,  $p = 0.007$ ) and day 2 ( $\lambda_{LR} = 4.15$ ,  $p = 0.042$ ). In buckwheat cages, offspring production was reduced by 76% and 67% on day 1 and day 2, respectively, after FPF exposure, while no effect was detected in the other two food plant species (figure 2b). Furthermore,

**Table 1.** Nutritional properties of buckwheat, wild mustard and purple tansy. GLS: glucosinolate. Amounts of single phenolic and glucosinolate compounds are provided in electronic supplementary material, table S5.

	buckwheat	wild mustard	purple tansy
<b>flower abundance</b>			
day 1	430 ± 40	1584 ± 117	1850 ± 299
day 2	433 ± 58	1524 ± 145	1791 ± 107
day 9	353 ± 33	809 ± 65	1042 ± 74
<b>nectar</b>			
volume per flower (µl)	127 ± 7	106 ± 9	197 ± 17
sugar content (%)	47	51	53
<b>pollen</b>			
volume per flower (µl)	20 ± 3	580 ± 59	540 ± 47
protein content (mg g <sup>-1</sup> )	161 ± 9	142 ± 7	301 ± 8
lipid content (mg g <sup>-1</sup> )	78 ± 5	95 ± 5	84 ± 7
protein : lipid ratio	2.1 ± 0.2	1.5 ± 0.1	3.6 ± 0.3
phenolic content (mg g <sup>-1</sup> )	6.6	2.5	5.3
GLS content (mg g <sup>-1</sup> )	0	0.87	0

FPF exposure and nutritional stress synergistically negatively affected the flight activity (active classified as bees entering/leaving nest at least once during observation time) of *O. bicornis* on day 1 ( $\lambda_{LR} = 10.40$ ,  $p = 0.001$ ) and day 2 ( $\lambda_{LR} = 8.00$ ,  $p = 0.005$ ). In FPF-treated buckwheat cages, the number of active females dropped by 86% and 65% on day 1 and day 2, respectively, compared to control cages, while FPF did not affect flight activity in the other two food plants (figure 2c). Moreover, there was a synergistic negative effect of FPF exposure and nutritional stress on flight duration ( $\lambda_{LR} = 7.01$ ,  $p = 0.008$ ) and on flower visitation frequency ( $\lambda_{LR} = 4.38$ ,  $p = 0.036$ ) on day 1. Flight duration was decreased by 51% and flower visitation frequency by 83% in FPF-treated buckwheat cages, while no effect was found in bees foraging on wild mustard and purple tansy (figure 2d, e). On day 2, FPF reduced flower visitation frequency independently of nutritional stress by 20% (figure 3), while no FPF effect was found on flight duration during this day. Similarly, FPF exposure decreased the proportion of females that immediately find their nest by 11% and 14% during days 1 and 2 independently of nutritional stress (figure 3). No main effect of FPF exposure or any synergistic effect with nutritional stress were found on day 9 (figure 3), while nutritional stress had an effect on various proxies of fitness during all 3 days (electronic supplementary material, table S1). Offspring survival (proportion of offspring that hatched in spring) was 51%, 79% and 86% for buckwheat, wild mustard and purple tansy cages, respectively (independently of the assessment day on which the brood cell was built). No main effect of FPF or any synergism with nutritional stress was found on offspring survival, sex ratio or body weight (electronic supplementary material, figures S2–S3 and table S2).



**Figure 2.** Synergistic interactions between FPF exposure (product Sivanto Prime) and nutritional stress on *Osmia bicornis*. During day 1 after FPF (and water control) application, FPF and nutritional stress synergistically impacted: (a) Adult female survival. (b) Number of offspring (brood cells) a female produced. (c) Proportion of active females (flight activity). (d) Flight duration. (e) Flower visitation frequency. Bars represent estimated marginal means ( $\pm$  s.e.). Asterisks indicate significant differences between insecticide treatments (FPF application or control) within plant species (\* $p < 0.05$ ; \*\*\* $p < 0.001$ ). From left to right: purple tansy (*Phacelia tanacetifolia*), wild mustard (*Sinapis arvensis*) and buckwheat (*Fagopyrum esculentum*). (Online version in colour.)

Approximately 12 h after FPF application, FPF residues in pollen-nectar provisions from purple tansy cages (lowest nutritional stress) were considerably higher with 41.7 ppm compared with the other two food plants: provisions from wild mustard and buckwheat cages had residue levels of 21.2 and 7.9 ppm, respectively.

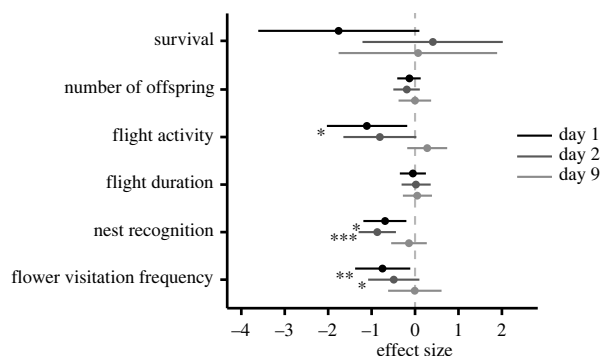
#### 4. Discussion

Overall, our results show that the novel insecticide FPF can have negative impacts on the survival, offspring production and foraging performance of solitary bees under field-realistic conditions when nutritional stress occurs. These effects may result in detrimental reductions of population sizes of solitary bee species [57–59] in environments where bees experience nutritional stress as e.g. in intensively managed agricultural landscapes with a low floral diversity and temporary lack of flowers. Resulting decreased bee abundances, together with the sublethal effects on foraging activity and flower visitation frequency, may lower pollination services to entomophilous crops [25,57]. Although negative effects of pesticides can be caused by co-formulants [60], the co-formulants in Sivanto Prime have not been found to be harmful to bees, suggesting that FPF is the driver of the adverse effects found. These effects probably resulted from high oral exposure after application as oral toxicity of FPF is relatively high compared to contact toxicity [35] and the percentage of foraging females during application was estimated below

10% compared to full bee flight. As furthermore no chronic effects were found nine days after application, restricting the application of FPF in bee-attractive crops to non-flowering stages could drastically reduce the risk of this insecticide for bees and other flower-visiting insects [61].

FPF is considered a potential successor of the neonicotinoids that have been banned in cropland of the European Union because of observed adverse impacts on bees and other non-target organisms [35]. Neonicotinoids can have manifold sublethal effects and impair the navigation memory, flight duration and foraging activity [5,6]. Here, we report for the first time similar negative impacts of the novel insecticide FPF on the solitary model bee species *O. bicornis*. Importantly, beyond such sublethal effects, FPF caused a mean mortality of 43% of adult female *O. bicornis* in food-stressed bees. Together, these effects could cause reductions of the total reproductive output above 40% when exposure occurs early during the reproductive season. Some neonicotinoids, in comparison, were found to cause decreases above 50% in the reproductive output of solitary bees even in the absence of food stress [8,57,58,62]. FPF therefore seems to be less harmful to solitary bees of the genus *Osmia* compared to the banned neonicotinoids. Nevertheless, we show that FPF, despite the short-lasting adverse effects, can drastically reduce population development when combined with food stress.

Moreover, our findings show that bees feeding on buckwheat flowers had the lowest capacity to clear FPF after exposure, followed by bees feeding on wild mustard and purple tansy, which probably contributed to the observed



**Figure 3.** Standardized effect size of FPF exposure (product Sivanto Prime) across all three food plants on *Osmia bicornis*. Estimates are reported separately for the different assessment periods after FPF (and water control) application. Error bars represent 95% confidence intervals. Asterisks indicate significant effects (\* $p < 0.05$ ; \*\* $p < 0.01$ ; \*\*\* $p < 0.001$ ).

synergistic effects between nutritional stress and FPF exposure on various proxies of fitness of *O. bicornis*. Plant species can differ in various nutritional properties that can modulate the bees' response to pesticides. A low protein-lipid ratio and a high protein content of the diet can increase the tolerance towards pesticides [16,20]. Additionally, secondary metabolites, such as phenolic compounds or glucosinolates, can upregulate the detoxification and increase bees' resilience to pesticide exposure [19–21]. The higher pollen protein content of purple tansy and the lower protein-lipid ratio in combination with the presence of glucosinolates in wild mustard could therefore drive the increased resilience of bees towards FPF after foraging on these plant species. Compared to buckwheat, these two plant species also offered higher quantities of floral resources which may facilitate detoxification associated with an increased energetic investment [63]. Opposite to this hypothesis, a recent semi-field study with *Osmia lignaria* found only additive effects of neonicotinoid exposure and flower limitation [8]. However, a reduced resource availability per flower, in comparison to a reduced number of flowers, may strongly affect foraging efficiency and net energy intake. Thus, in our study, the reported synergistic effects between nutritional stress and FPF exposure may have been driven by a combination of resource availability and other nutritional properties of food plants.

FPF was classified as bee-safe as e.g. no negative effect of FPF on honeybee foraging activity or colony development were found when the insecticide was tested in a field study [64]. This risk assessment focused on honeybees as a model organism for pollinators and evaluated the effect of FPF in the absence of other stressors [26,27,29]. Here, by contrast, we found strong adverse effects of FPF on the solitary bee species *O. bicornis* under field-realistic conditions and show that effects depend on the food source provided. Nutritional stress substantially augmented the adverse impact of FPF on *O. bicornis* survival, reproductive success and foraging behaviour. These synergistic effects did not result from differences in FPF

exposure between plant species as FPF caused the strongest adverse effects on *O. bicornis* when applied to buckwheat, which had the lowest residue levels in pollen-nectar provisions. In current risk assessments, however, higher tier (semi-)field studies do not consider potentially distinct impacts of pesticides applied to multiple crops [26,27]. Clearly, a higher tier (semi-)field study assessing the risk of FPF to *O. bicornis* would draw different conclusions depending on the food plant chosen. To reliably evaluate the risk of pesticides for bees, such synergistic effects need to be considered during pesticide risk assessments as bees in intensively managed agroecosystems dominated by crop monocultures are probably concomitantly exposed to pesticides and nutritional stress associated with available crops and a temporary lack of flowers [65].

By contrast, agricultural landscapes with high amounts of complementary floral resources can reduce pesticide exposure [13], offer a diverse and rich diet throughout the season that covers well the nutritional needs of pollinators and thereby, as indicated by our findings, also reduce bee susceptibility towards insecticides. This underpins the key role of conserving flower-rich semi-natural habitats and promoting agri-environment schemes to sustain populations of wild bee species in agroecosystems [66,67]. Our study strongly supports calls for a paradigm shift towards more holistic environmental risk assessment schemes for pollinators, that not solely focus on honeybees as a model species, and that account for interactive effects of agrochemicals with further anthropogenic stressors, such as food stress. Schemes ignoring the here demonstrated synergistic effects can fail to adequately protect bee pollinators and the vital pollination services they provide.

**Ethics.** The research reported in this paper, which involved insects only, was exempt from ethics approval procedures.

**Data availability.** Data available from the Dryad Digital Repository: <https://doi.org/10.5061/dryad.stqjq2c69> [68].

The data are provided in electronic supplementary material [69].

**Authors' contributions.** A.C.K.: conceptualization, data curation, formal analysis, methodology, writing—original draft; C.A.: methodology, writing—review and editing; M.J.A.: conceptualization, writing—review and editing; R.R.D.: conceptualization, writing—review and editing; V.D.: methodology, writing—review and editing; G.G.: methodology, writing—review and editing; T.K.: methodology, writing—review and editing; D.M.: methodology, writing—review and editing; J.M.S.: formal analysis, writing—review and editing; G.T.: conceptualization, writing—review and editing; D.W.: conceptualization, methodology, writing—review and editing; A.-M.K.: conceptualization, funding acquisition, writing—review and editing; M.A.: conceptualization, funding acquisition, supervision, writing—review and editing.

All authors gave final approval for publication and agreed to be held accountable for the work performed therein.

**Conflict of interest declaration.** The authors declare no competing interests.

**Funding.** This project was supported by the European Union's Horizon 2020 research and innovation programme (grant no. 773921).

**Acknowledgements.** We thank Bettina Giger, Bettina Schär, Stefan Lacher, Daniel Fuchs and Fritz Käser for assistance during fieldwork.

## References

- Potts SG *et al.* 2016 Safeguarding pollinators and their values to human well-being. *Nature* **540**, 220–229. (doi:10.1038/nature20588)
- Klein A-M, Vaissiere BE, Cane JH, Steffan-Dewenter I, Cunningham SA, Kremen C, Tscharntke T. 2007 Importance of pollinators in changing landscapes for world crops. *Proc. R. Soc. B* **274**, 303–313. (doi:10.1098/rspb.2006.3721)

3. Flohre A *et al.* 2011 Agricultural intensification and biodiversity partitioning in European landscapes comparing plants, carabids, and birds. *Ecol. Appl.* **21**, 1772–1781. (doi:10.1890/10-0645.1)
4. Douglas MR, Sponsler DB, Lonsdorf EV, Grozinger CM. 2020 County-level analysis reveals a rapidly shifting landscape of insecticide hazard to honey bees (*Apis mellifera*) on US farmland. *Sci. Rep.* **10**, 1–11. (doi:10.1038/s41598-019-56847-4)
5. Siviter H, Koricheva J, Brown MJ, Leadbeater E. 2018 Quantifying the impact of pesticides on learning and memory in bees. *J. Appl. Ecol.* **55**, 2812–2821. (doi:10.1111/1365-2664.13193)
6. Siviter H, Richman S, Muth F. 2021 Field-realistic neonicotinoid exposure has sub-lethal effects on non-*Apis* bees: a meta-analysis. *Ecol. Lett.* **24**, 2586–2597. (doi:10.1111/ele.13873)
7. Dance C, Botias C, Goulson D. 2017 The combined effects of a monotonous diet and exposure to thiamethoxam on the performance of bumblebee micro-colonies. *Ecotoxicol. Environ. Saf.* **139**, 194–201. (doi:10.1016/j.ecoenv.2017.01.041)
8. Stuligross C, Williams NM. 2020 Pesticide and resource stressors additively impair wild bee reproduction. *Proc. R. Soc. B* **287**, 20201390. (doi:10.1098/rspb.2020.1390)
9. Klaus F, Tschamtké T, Bischoff G, Grass I. 2021 Floral resource diversification promotes solitary bee reproduction and may offset insecticide effects—evidence from a semi-field experiment. *Ecol. Lett.* **24**, 668–675. (doi:10.1111/ele.13683)
10. Di Pasquale G, Salignon M, Le Conte Y, Belzunces LP, Decourtye A, Kretzschmar A, Suchail S, Brunet J-L, Alaux C. 2013 Influence of pollen nutrition on honey bee health: do pollen quality and diversity matter? *PLoS ONE* **8**, e72016. (doi:10.1371/journal.pone.0072016)
11. Vanderplanck M *et al.* 2018 Is non-host pollen suitable for generalist bumblebees? *Insect Sci.* **25**, 259–272. (doi:10.1111/1744-7917.12410)
12. Siviter H, Bailes EJ, Martin CD, Oliver TR, Koricheva J, Leadbeater E, Brown MJ. 2021 Agrochemicals interact synergistically to increase bee mortality. *Nature* **596**, 389–392. (doi:10.1038/s41586-021-03787-7)
13. Park MG, Blitzer E, Gibbs J, Losey JE, Danforth BN. 2015 Negative effects of pesticides on wild bee communities can be buffered by landscape context. *Proc. R. Soc. B* **282**, 20150299. (doi:10.1098/rspb.2015.0299)
14. Schmehl DR, Teal PE, Frazier JL, Grozinger CM. 2014 Genomic analysis of the interaction between pesticide exposure and nutrition in honey bees (*Apis mellifera*). *J. Insect. Physiol.* **71**, 177–190. (doi:10.1016/j.jinsphys.2014.10.002)
15. Tosi S, Nieh JC, Sgolastra F, Cabbri R, Medrzycki P. 2017 Neonicotinoid pesticides and nutritional stress synergistically reduce survival in honey bees. *Proc. R. Soc. B* **284**, 20171711. (doi:10.1098/rspb.2017.1711)
16. Linguadoca A, Rizzi C, Villa S, Brown MJ. 2021 Sulfoxaflox and nutritional deficiency synergistically reduce survival and fecundity in bumblebees. *Sci. Total Environ.* **795**, 148680. (doi:10.1016/j.scitotenv.2021.148680)
17. Barascou L *et al.* 2021 Pollen nutrition fosters honeybee tolerance to pesticides. *R. Soc. Open Sci.* **8**, 210818. (doi:10.1098/rsos.210818)
18. Crone MK, Grozinger CM. 2021 Pollen protein and lipid content influence resilience to insecticides in honey bees (*Apis mellifera*). *J. Exp. Biol.* **224**. (doi:10.1242/jeb.242040)
19. Mao W, Schuler MA, Berenbaum MR. 2013 Honey constituents up-regulate detoxification and immunity genes in the western honey bee *Apis mellifera*. *Proc. Natl Acad. Sci. USA* **110**, 8842–8846. (doi:10.1073/pnas.1303884110)
20. Hybl M, Mráz P, Šipoš J, Hoštičková I, Bohatá A, Čurn V, Kopec T. 2021 Polyphenols as food supplement improved food consumption and longevity of honey bees (*Apis mellifera*) intoxicated by pesticide Thiacloprid. *Insects* **12**, 572. (doi:10.3390/insects12070572)
21. Ardalani H, Vidkjaer NH, Laursen BB, Kryger P, Fomsgaard IS. 2021 Dietary quercetin impacts the concentration of pesticides in honey bees. *Chemosphere* **262**, 127848. (doi:10.1016/j.chemosphere.2020.127848)
22. Tosi S, Burgio G, Nieh JC. 2017 A common neonicotinoid pesticide, thiamethoxam, impairs honey bee flight ability. *Sci. Rep.* **7**, 1–8. (doi:10.1038/s41598-016-0028-x)
23. Stanley DA, Raine NE. 2016 Chronic exposure to a neonicotinoid pesticide alters the interactions between bumblebees and wild plants. *Funct. Ecol.* **30**, 1132–1139. (doi:10.1111/1365-2435.12644)
24. Cook SC. 2019 Compound and dose-dependent effects of two neonicotinoid pesticides on honey bee (*Apis mellifera*) metabolic physiology. *Insects* **10**, 18. (doi:10.3390/insects10010018)
25. Tamburini G *et al.* 2021 Fungicide and insecticide exposure adversely impacts bumblebees and pollination services under semi-field conditions. *Environ. Int.* **157**, 106813. (doi:10.1016/j.envint.2021.106813)
26. EFSA G.O. 2013 EFSA Guidance Document on the risk assessment of plant protection products on bees (*Apis mellifera*, *Bombus* spp. and solitary bees). *EFSA J.* **11**, 3295.
27. USEPA, PMRA, CALDPR. 2014 *Guidance for assessing pesticide risks to bees*. Washington, DC: USEPA.
28. Topping CJ, Aldrich A, Berny P. 2020 Overhaul environmental risk assessment for pesticides. *Science* **367**, 360–363. (doi:10.1126/science.aay1144)
29. Sgolastra F, Medrzycki P, Bortolotti L, Maini S, Porrini C, Simon-Delso N, Bosch J. 2020 Bees and pesticide regulation: lessons from the neonicotinoid experience. *Biol. Conserv.* **241**, 108356. (doi:10.1016/j.biocon.2019.108356)
30. Arena M, Sgolastra F. 2014 A meta-analysis comparing the sensitivity of bees to pesticides. *Ecotoxicology* **23**, 324–334. (doi:10.1007/s10646-014-1190-1)
31. Sgolastra F *et al.* 2019 Pesticide exposure assessment paradigm for solitary bees. *Environ. Entomol.* **48**, 22–35. (doi:10.1093/ee/nvy105)
32. Straub L, Williams GR, Pettis J, Fries I, Neumann P. 2015 Superorganism resilience: eusociality and susceptibility of ecosystem service providing insects to stressors. *Curr. Opin. Insect Sci.* **12**, 109–112. (doi:10.1016/j.cois.2015.10.010)
33. Franke L *et al.* 2021 Results of 2-year ring testing of a semifield study design to investigate potential impacts of plant protection products on the solitary bees *Osmia bicornis* and *Osmia cornuta* and a proposal for a suitable test design. *Environ. Toxicol. Chem.* **40**, 236–250. (doi:10.1002/etc.4874)
34. Bayer Crop Science. 2018 Sivanto Prime product label Canada. Leverkusen, Germany: Bayer.
35. Nauen R *et al.* 2015 Flupyradifurone: a brief profile of a new butenolide insecticide. *Pest Manag. Sci.* **71**, 850–862. (doi:10.1002/ps.932)
36. Bayer Crop Science. 2013 Flupyradifurone: technical information. Leverkusen, Germany: Bayer.
37. Bayer Crop Science. 2020 Sivanto Prime product label USA. Leverkusen, Germany: Bayer.
38. Uhl P, Awanbor O, Schulz RS, Brühl CA. 2019 Is *Osmia bicornis* an adequate regulatory surrogate? Comparing its acute contact sensitivity to *Apis mellifera*. *PLoS ONE* **14**, e0201081. (doi:10.1371/journal.pone.0201081)
39. Hayward A *et al.* 2019 The leafcutter bee, *Megachile rotundata*, is more sensitive to N-cyanoamidine neonicotinoid and butenolide insecticides than other managed bees. *Nat. Ecol. Evol.* **3**, 1521–1524. (doi:10.1038/s41559-019-1011-2)
40. Bosch J, Kemp WP. 2002 Developing and establishing bee species as crop pollinators: the example of *Osmia* spp. (Hymenoptera: Megachilidae) and fruit trees. *Bull. Entomol. Res.* **92**, 3–16. (doi:10.1079/BER2001139)
41. Westrich P. 2019 *Die wildbienen Deutschlands*. Stuttgart, Germany: Eugen Ulmer.
42. Eckhardt M, Haider M, Dorn S, Müller A. 2014 Pollen mixing in pollen generalist solitary bees: a possible strategy to complement or mitigate unfavourable pollen properties? *J. Anim. Ecol.* **83**, 588–597. (doi:10.1111/1365-2656.12168)
43. Leja M, Mareczek A, Wyzgolik G, Klepacz-Baniak J, Czekońska K. 2007 Antioxidative properties of bee pollen in selected plant species. *Food Chem.* **100**, 237–240. (doi:10.1016/j.foodchem.2005.09.047)
44. Somerville DC. 2001 *Nutritional value of bee collected pollens: a report for the rural industries research and development corporation*. Wagga Wagga, Australia: RIRDC.
45. Pamminger T, Becker R, Himmelreich S, Schneider CW, Bergtold M. 2019 Pollen report: quantitative review of pollen crude protein concentrations offered by bee pollinated flowers in agricultural and non-agricultural landscapes. *PeerJ* **7**, e7394. (doi:10.7717/peerj.7394)
46. Vaudo AD *et al.* 2020 Pollen protein: lipid macronutrient ratios may guide broad



- patterns of bee species floral preferences. *Insects* **11**, 132. (doi:10.3390/insects11020132)
47. Hendriksma HP, Toth AL, Shafir S. 2019 Individual and colony level foraging decisions of bumble bees and honey bees in relation to balancing of nutrient needs. *Front. Ecol. Evol.* **7**, 177. (doi:10.3389/fevo.2019.00177)
  48. Lee KY, Lee KS, Yoon HJ, Jin BR. 2015 Ovarian development and secretion of vitellogenin protein during the wintering period and after emergence in the hornfaced bee, *Osmia cornifrons*. *J. Asia-Pacific Entomol.* **18**, 515–523. (doi:10.1016/j.aspen.2015.07.002)
  49. Cresswell JE, Robert FXL, Florance H, Smirnoff N. 2014 Clearance of ingested neonicotinoid pesticide (imidacloprid) in honey bees (*Apis mellifera*) and bumblebees (*Bombus terrestris*). *Pest Manag. Sci.* **70**, 332–337. (doi:10.1002/ps.3569)
  50. Knauer AC, Gallmann J, Albrecht M. 2022 Bee Tracker - an open-source machine learning-based video analysis software for the assessment of nesting and foraging performance of cavity-nesting solitary bees. *Ecol. Evol.* **12**, e8575. (doi:10.1002/ece3.8575)
  51. Kiljanek T, Niewiadowska A, Małyśiak M, Posyński A. 2021 Miniaturized multiresidue method for determination of 267 pesticides, their metabolites and polychlorinated biphenyls in low mass beebread samples by liquid and gas chromatography coupled with tandem mass spectrometry. *Talanta* **235**, 122721. (doi:10.1016/j.talanta.2021.122721)
  52. Bates D, Mächler M, Bolker B, Walker S. 2014 Fitting linear mixed-effects models using lme4. See <http://arxiv.org/abs/14065823>.
  53. Pinheiro J, Bates D, R Core Team. 2022 Package nlme: linear and nonlinear mixed effects models. R package version 3.1-159. See <https://CRAN.R-project.org/package=nlme>.
  54. Zuur AF, Ieno EN, Walker NJ, Saveliev AA, Smith GM. 2009 *Mixed effects models and extensions in ecology with R*. Berlin, Germany: Springer.
  55. Luke SG. 2017 Evaluating significance in linear mixed-effects models in R. *Behav. Res. Methods* **49**, 1494–1502. (doi:10.3758/s13428-016-0809-y)
  56. R Core Team. 2014 *R: a language and environment for statistical computing*. Vienna, Austria: R Foundation for Statistical Computing.
  57. Willis Chan DS, Raine NE. 2021 Population decline in a ground-nesting solitary squash bee (*Eucera pruinosa*) following exposure to a neonicotinoid insecticide treated crop (*Cucurbita pepo*). *Sci. Rep.* **11**, 1–11. (doi:10.1038/s41598-021-83341-7)
  58. Rundlöf M *et al.* 2015 Seed coating with a neonicotinoid insecticide negatively affects wild bees. *Nature* **521**, 77–80. (doi:10.1038/nature14420)
  59. Woodcock BA, Isaac NJ, Bullock JM, Roy DB, Garthwaite DG, Crowe A, Pywell RF. 2016 Impacts of neonicotinoid use on long-term population changes in wild bees in England. *Nat. Commun.* **7**, 1–8. (doi:10.1038/ncomms12459)
  60. Straw EA, Brown MJ. 2021 Co-formulant in a commercial fungicide product causes lethal and sub-lethal effects in bumble bees. *Sci. Rep.* **11**, 1–10. (doi:10.1038/s41598-021-00919-x)
  61. Schwarz JM, Knauer AC, Allan MJ, Dean RR, Ghazoul J, Tamburini G, Wintermantel D, Klein A-M, Albrecht M. 2022 No evidence for impaired solitary bee fitness following pre-flowering sulfoxaflor application alone or in combination with a common fungicide in a semi-field experiment. *Environ. Int.* **164**, 107252. (doi:10.1016/j.envint.2022.107252)
  62. Sandrock C, Tanadini LG, Pettis JS, Biesmeijer JC, Potts SG, Neumann P. 2014 Sublethal neonicotinoid insecticide exposure reduces solitary bee reproductive success. *Agric. For. Entomol.* **16**, 119–128. (doi:10.1111/afe.12041)
  63. Rand EEd, Smit S, Beukes M, Apostolides Z, Pirk CW, Nicolson SW. 2015 Detoxification mechanisms of honey bees (*Apis mellifera*) resulting in tolerance of dietary nicotine. *Sci. Rep.* **5**, 1–11. (doi:10.9734/JSRR/2015/14076)
  64. Campbell JW, Cabrera AR, Stanley-Stahr C, Ellis JD. 2016 An evaluation of the honey bee (Hymenoptera: Apidae) safety profile of a new systemic insecticide, flupyradifurone, under field conditions in Florida. *J. Econ. Entomol.* **109**, 1967–1972. (doi:10.1093/jeetow186)
  65. Silliman MR, Schürch R, Malone S, Taylor SV, Couvillon MJ. 2022 Row crop fields provide mid-summer forage for honey bees. *Ecol. Evol.* **12**, e8979. (doi:10.1002/ece3.8979)
  66. Ganser D, Albrecht M, Knop E. 2021 Wildflower strips enhance wild bee reproductive success. *J. Appl. Ecol.* **58**, 486–495. (doi:10.1111/1365-2664.13778)
  67. Albrecht M *et al.* 2020 The effectiveness of flower strips and hedgerows on pest control, pollination services and crop yield: a quantitative synthesis. *Ecol. Lett.* **23**, 1488–1498. (doi:10.1111/ele.13576)
  68. Knauer AC *et al.* 2022 Data from: Nutritional stress exacerbates impact of a novel insecticide on solitary bees' behaviour, reproduction and survival. Dryad Digital Repository. (doi:10.5061/dryad.stqjq2c69)
  69. Knauer AC *et al.* 2022 Nutritional stress exacerbates impact of a novel insecticide on solitary bees' behaviour, reproduction and survival. Figshare. (doi:10.6084/m9.figshare.c.6238433)